



## TC-800 Evaporator Coil



PROJECT NAME: \_\_\_\_\_

ITEM No: \_\_\_\_\_

MODEL No: \_\_\_\_\_

LOCATION: \_\_\_\_\_

### PRODUCT DESCRIPTION

TC-800 Coils are designed for use in refrigerated cases, reach-ins, and other applications where limited space requires either a wall, ceiling, or mullion mount coil.

Housing construction is all stainless steel. The panels are detachable for quick easy access to the valve, motor and electrical connections.

### STANDARD FEATURES

- Medium/Low Temperature applications
- Digital Thermostat Controller
- Epoxy dip coated Cores
- Patented Single Cross Flow Blower
- 304 #4 Stainless Steel Housing
- Tested and leak Checked with Nitrogen
- Internal Four Circuit Terminal Block
- Interchangeable parts
- Convertible Air Flow Direction
- All refrigeration lines to come with 8" stub-outs
- Reversible Drain Pan

### OPTIONS AND ACCESSORIES

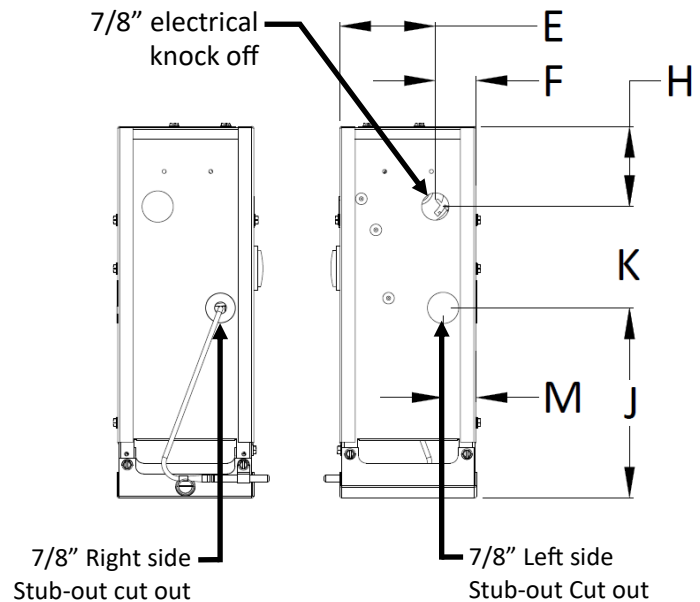
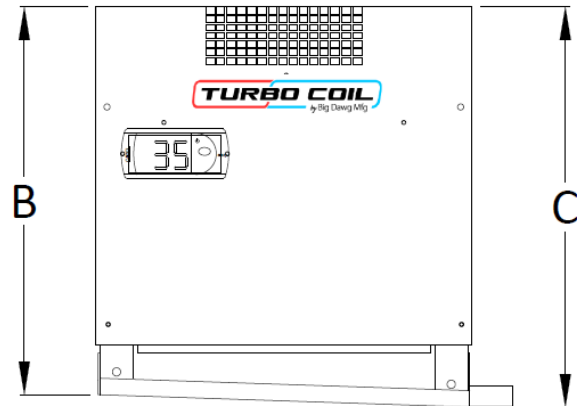
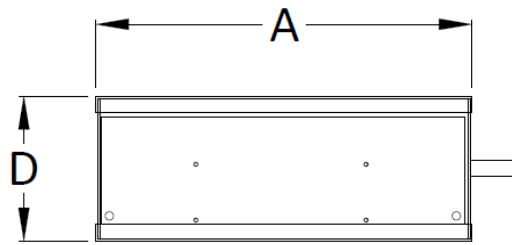
- **Main Coil** – Includes: Digital Controller, TXV, Solenoid Valve and Coil, Additional Liquid line to feed additional coils
- **Half-Prep Main** – Includes: TXV, Solenoid Valve and Coil, Additional Liquid line to feed additional coils  
*\*Utilized when Controller/Thermostat is remotely installed)*
- **Full-Prep Coil** – Includes: Digital Controller, TXV, Solenoid Valve and Coil
- **Half-Prep Coil** – Includes: TXV, Solenoid Valve and Coil  
*\*Utilized when Controller/Thermostat is remotely installed)*
- **Secondary Coil** – TXV only
- **Raw Coil** – Housing, Core and Fan Assembly (No refrigeration components or piping)  
*\*Utilized for various applications (i.e. glycol, water, etc.)*
- Custom Refrigeration Stub-Outs upon request
- 208/230 volt, Single Phase operation for Domestic or Export designs
- Small /large mounting brackets
- Air deflectors
- Ceiling mount
- Remote Thermostat with Long sensor prob

Big Dawg Manufacturing LLC. · 4701 Littlejohn Street, · Suite A Baldwin Park CA, 91706 USA

Toll free: (855) 620-1898 · Main: (626) 358-8704 · Fax (626) 214-4399

Sales@bigdawgusa.com · <http://www.bigdawgusa.com>





**Performance & Electrical**

Model No.	Capacity (BTUH)	Motor Data				Connections (in.)			Defrost		Total Amps	Approx. ship wt. (lbs.)
		CFM	QTY	115/1/60 TOTAL FLA	230/1/60 TOTAL FLA	Coil Inlet OD	Suction OD	Drain OD	Type	Amps		
TC-800	900	120	1	0.86	0.048	1/4	3/8	5/8	A		0.86	13
TC-800F	800	120	1	0.86	0.048	1/4	3/8	5/8	E	2.5	3.36	14

\*A= Air \*E= Electric

**Physical & Dimensional Data**

Model No.	Dimensions (in.)									
	A	B	C	D	E	F	H	J	K	M
TC-800	11 3/8	11 3/4	12 1/8	4 3/8	3 1/8	1 1/4	2 1/2	6	3 1/4	1
TC-800F	11 3/8	11 3/4	12 1/8	4 3/8	3 1/8	1 1/4	2 1/2	6	3 1/4	1
TC-800S	11 3/8	10 3/4	11 1/8	4 3/8	N/A	N/A	N/A	N/A	N/A	N/A

\*F= Freezer \*S= Shorty Style C= Ceiling

- TC-800 Shorty not available in configurations: Left & Right stub-outs, Main & Full-Prep, Left right
- Due to Continuing Engineering Improvements, Specifications are subject to change without notice.